

Modèles
et instructions

Models
and Instructions

Vorlagen und Anweisungen

Modelli e istruzioni

*Incluye un librito de
instrucciones*


Modellen en instructies

Szablony i instrukcje

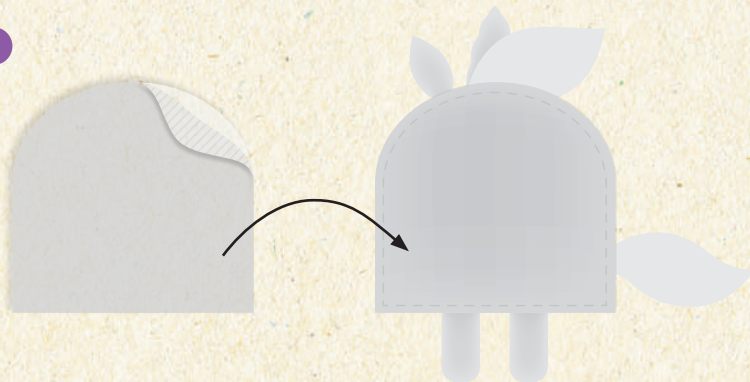
Les ateliers déco




1




2




3




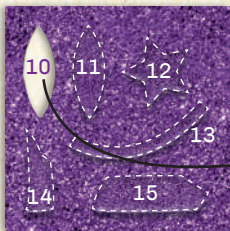
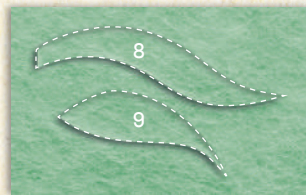


4



5



6



7

(FR) Remplis la licorne de rembourrage, resserre les liens puis fais un nœud.

(GB) Fill the unicorn with stuffing, tighten the ties and then tie a knot.

(DE) Fülle das Einhorn mit der Wattierung, ziehe die Bänder fest und mache einen Knoten.

(IT) Inserisci l'imbottitura nell'unicorno, riallaccia i nastri e fai un nodo.

(ES) El rellena el unicornio con el relleno, aprieta los lazos y haz un nudo.

(NL) Vul de eenhoorn met vulling, hersluit de touwtjes en maak vervolgens een knoop.

(PL) Wypchaj jednorożca wypelnieniem, zaciśnij sznurki i zawiąż supełkę.