









Compact Pro WPD101

10000mAh Power Bank

TLL158381



-  User manual
-  Manual de utilizare
-  Manual del usuario
-  Manuel d'utilisation
-  Manuale d'uso
-  Benutzerhandbuch



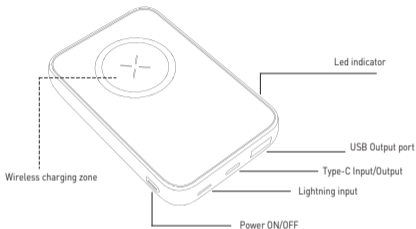
INTO YOUR FUTURE

Thank you, for choosing Tellur!

Please read this user manual carefully before using the product and keep it safe for future references.

Please note! Damages caused by misuse of the product will not be covered by the product's warranty.

1. Product diagram



2. Main Features

1. A wireless charging power bank that takes full advantage of MagSafe technology and won't block the iPhone 13's camera.
2. Use the 20W Type-C PD port and a Type-C charging cable to charge your iPhone 3x faster.
3. With the upgraded 22.5W output QC3.0 port, your phone can be charged at 58% in just 30 minutes.
4. Full recharge in 3-4 hours through the Type-C PD port.

3. Technical specifications

Battery: Li-polymer

Capacity: 10000mAh/38.5Wh (3.85V)

Lightning input: 5V/1.5A

Type-C input (PD 3.0): 5V/2.4A, 9V/2A, 12V/1.5A (18W)

Type-C output (PD 3.0): 5V/3A, 9V/2.2 2A, 12V/1.67A (20W)

USB output (QC3.0): 5V/4.5A, 9V/2A, 12V/1.5A (22.5W)

Wireless output: 15W(Max), 10W, 7.5W, 5W

Features: LED power indicator, Rapid recharge, MagSafe compatible, Huawei SuperCharge (22.5W), Pass-through charging.

Rapid recharge time: 3-4H with 18W Power Delivery charger + Type-C to Type-C Cable (not included)

Protection functions: Short-circuit, overcharge, overdischarge, overcurrent

Dimensions: 103 x 68 x 19.5mm

Weight: 198g

Available colors: Black

MagSafe compatibility: iPhone 13, iPhone 13 Pro, iPhone 13 Pro Max, iPhone 12, iPhone 12 Pro, iPhone 12 Pro Max

Wireless charging compatibility: iPhone 13/ 13 Pro/ 13 Pro Max/ iPhone 12/ 12 Pro/ 12 Pro Max, iPhone 11/ 11 Pro/ 11 Max, iPhone XR/ X/ XS Max/ XS, iPhone8/ 8 Plus, Samsung S22 Ultra/ S22+/ S22/ S21 Ultra/ S21+/ S21/ Note 20 Ultra/ Note 20/ S20 FE/ S20 Ultra/ S20+/ S20/ S10+/ S10/ S10e/ S9/ S9+/ S8/ Note 8/ S7 Edge, Google 5, LG G6, LG G6 Plus, LG V30 and other Qi compatible devices

Package includes:

1 x Compact Pro WPD101 10000mAh power bank

1 x USB - Type-C cable (30cm)

1 x Manual

4. Operating instructions

Method 1

To wirelessly recharge your device:

1. Place a compatible phone on the wireless charging zone.
2. Press the power button once to activate charging for your device.

Note: Please do not place metallic objects over the wireless charging zone while charging your device.

Method 2

To cable charge your device:

Connect your device to an output port of you power bank using a compatible USB cable.

NOTE: In some cases, it might be required to press the power on button once.

Use the included cable to charge compatible devices through the USB-A output of your power bank.

● LED on / ○ LED off

Indicator	Battery level
● ● ● ●	100% - 75%
● ● ● ○	75% - 50%
● ● ○ ○	50% - 25%
● ○ ○ ○	<25%

4.2 Charging your power bank:

Connect a power supply to an input port of your power bank using a compatible USB cable.

This power bank can be charged with a USB power adapter or other power sources such as a USB computer port.

In order to ensure a rapid recharge of your battery, please use a PD18W power adapter and a PD Type-C to Type-C cable to charge this battery.

⊗ Flashing / ● LED on / ○ LED off

Indicator	Battery level
○○○○	0% - 25%
●○○○	25% - 50%
●●○○	50% - 75%
●●●○	> 75% < 100%
●●●●	100%

5. Troubleshooting

1. Unable to charge power bank

Check if the power adapter is the right one and if the cable is not broken.

2. Power bank unable to charge your device

- Power bank capacity is running too low. Charge your power bank first.
- Wrong connection between your power bank and the device (input port instead of output).
- Power bank failure.

6. Usage tips

- Do not place too close to the power bank, a magnetic card with a magnetic stripe or chip [ID card, bank card, etc. to avoid magnetic failure.
- Do not place metal or metal shell on the wireless charging dock.
- Please charge your power bank at least once every 3 months if not in use for a long time.
- Make sure to check that the voltage of the device you intend to charge is compatible with this power bank.
- While in use your power bank might get a bit hot. This is normal as long as the temperature does not surpass 60 °C.
- Keep your power bank dry, do not wipe with powerful chemical cleaners.

- After your device is fully charged, please unplug it from the power bank since it will keep consuming electricity at a slow rate.
- Users are responsible for using this product correctly and following the instructions provided in this manual. Misuse of this product may lead to shorten the product life and withdraws any warranty liability from the manufacturer.

Disposal and recycling information



The crossed-out wheeled-bin symbol on your product, battery, literature or packaging reminds you that all electronic products and batteries must be taken to separate waste collection points at the end of their working lives; they must not be disposed of in the normal waste stream with household garbage.

It is the responsibility of the user to dispose of the equipment using a designated collection point or service for separate recycling of waste electrical and electronic equipment (WEEE) and batteries according to local laws.

Proper collection and recycling of your equipment helps ensure EEE waste is recycled in a manner that conserves valuable materials and protects human health and the environment, improper handling, accidental breakage, damage, and/or improper recycling at the end of its life may be harmful for health and environment.